

Recent Trends in Functioning and Disability Among Older Americans

Vicki A. Freedman, Linda G. Martin,
and Robert F. Schoeni

Aging and Health in Asia Project Meeting
November 20, 2002

Outline

- ◆ Motivation
- ◆ Challenge of Analyzing Trends
- ◆ Disablement Process
- ◆ Summary of Prevalence and Trends
- ◆ Lingering Questions

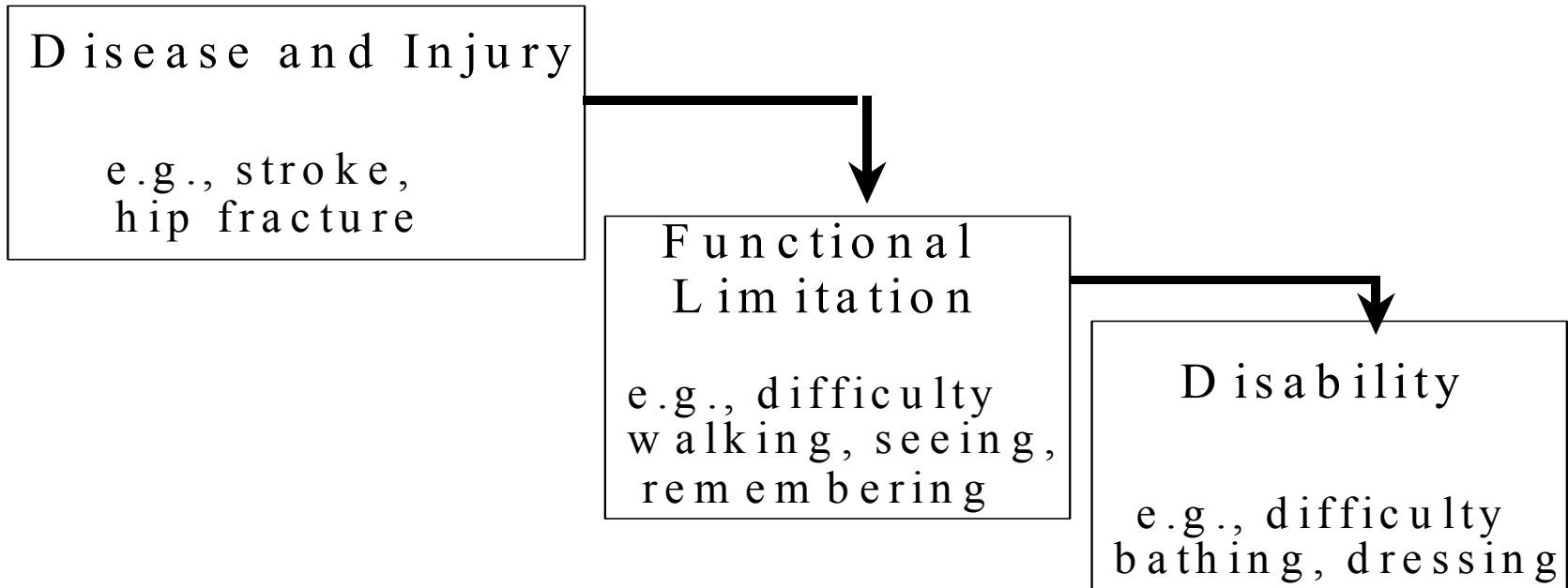
Motivation

- ◆ Theoretical debate: Are we living better, as well as longer?
 - Pandemic of chronic disease?
 - Compression of morbidity?
 - More disease, but less disability?
- ◆ Answer has important policy implications
 - Health care provision and costs
 - Feasibility of extended work life

Major Challenge of Trend Analysis— Comparable Datasets Over Time

- ◆ Measure of functioning or disability
- ◆ Question wording
 - reference period
 - personal or technology assistance
 - degree of difficulty
- ◆ Survey design and administration
 - sampling (institutionalized population included?)
 - non-response
 - proxies
 - attrition issues, if longitudinal surveys used
 - weighting methodology

The Disablement Process

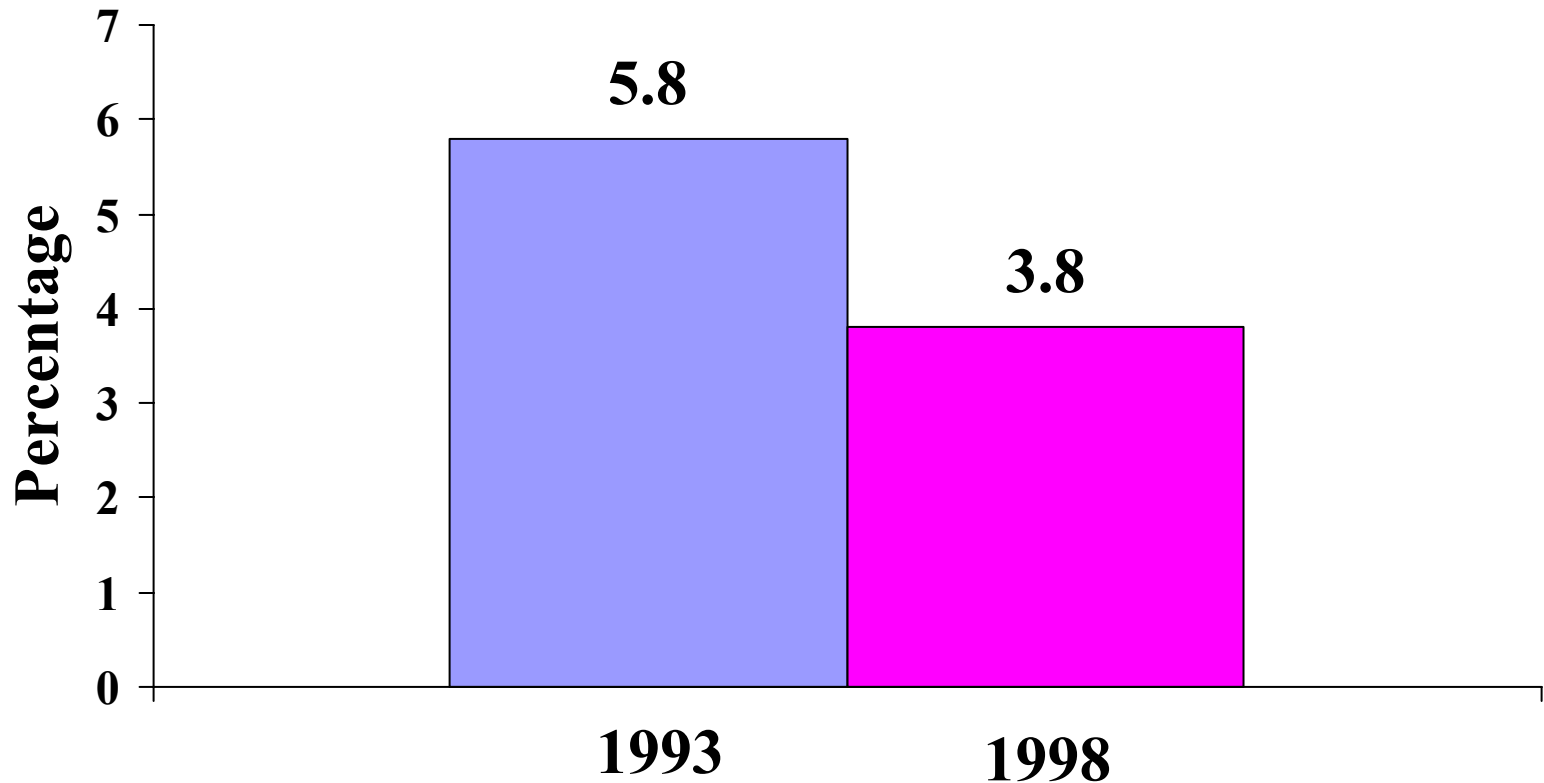


Functional Limitations, 65+

	% with difficulty		Change
	1984	1993	
Seeing	21.7	16.8	-4.9
Lifting	33.8	26.6	-7.2
Climbing	34.9	31.0	-4.0
Walking	37.6	31.5	-6.1

Freedman and Martin, 1998

Severe Cognitive Impairment, 65+



Freedman, Aykan, and Martin, 2001

IADL Disability Only

<u>Study</u>	<u>Years</u>	<u>Ages</u>	<u>% at Start</u>	<u>% at End</u>
Crimmins et al.	1982-93	70+	14.5	13.8
Schoeni et al.	1982-96	70+	14.5	10.9
Manton et al.	1982-94	65+	5.6	4.3
Manton & Gu	1982-99	65+	5.7	3.2
Waidmann & Liu	1992-96	65+	13.7	12.0

ADL Disability

<u>Study</u>	<u>Survey</u>	<u>Years</u>	<u>Ages</u>	<u>Result</u>
Manton et al.	NLTCS	1982-94	65+	Down
Manton & Gu	NLTCS	1982-99	65+	Down
Crimmins et al.	NHIS	1982-93	70+	Flat
Schoeni et al.	NHIS	1982-96	70+	Flat
Waidmann & Liu	MCBS	1992-96	65+	Flat
Crimmins & Saito	SOA	1984-95	70+	Up
Liao et al.	SOA	1984-95	70+	Up

Lingering Questions →

Future Research

- ◆ Explanations for trends
 - Freedman & Martin (1999) on education
 - Freedman & Martin (2000) on chronic diseases
- ◆ Disparities in trends
- ◆ Implications for future and policy
- ◆ International comparisons

Back-up Slides

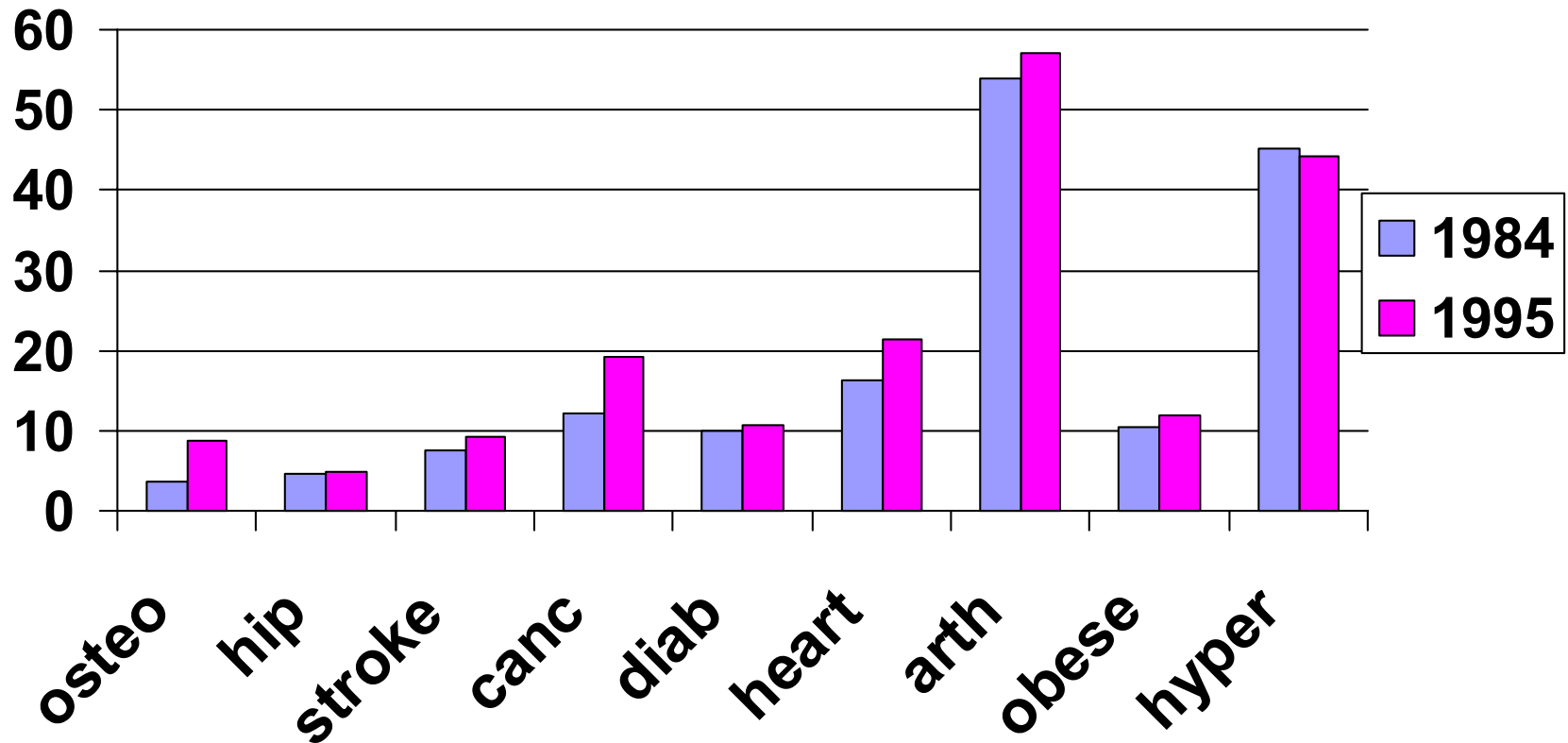
See following two slides.

Change in Education of 65+ Population, 1984-1993 (%)

	1984	1993	Change *
< high school	54.5	39.3	-15.2
high school	25.0	33.3	8.3
> high school	20.6	27.5	6.9

Freedman and Martin, 1999

Percent with Chronic Conditions Increased, 70 and Over, 1984 and 1995



Freedman and Martin, 2000

References

See notes section for this slide.